


The Flag of the United States of America



Flag

Vocabulary

Canton– the upper hoist quarter of a flag

Charge– an emblem or device added to a flag or shield

Cockade– an ornament (rosette) or other significant colors worn as badge

Field– the background color of a flag or shield

Fimbriation– a thin band of color that separates two other colors

Fly– the half of a flag away from the flagstaff

Hoist– the half of a flag nearest the staff


Jack– a flag flown at the bow of a ship to indicate its nationality

Livery Colors– the main colors of the field and main figure on a coat of arms

Obverse– the side of a flag seen when the staff is on the spectator's left

Saltire– a diagonal cross

Staff– the pole from which a flag is flown



*A
the flag's*

*diagram of
anatomy.*

Basic

Overview:

The flag our country uses today, commonly known as the flag of the United States, the Star-Spangled Banner, the Stars and Stripes, and Old Glory, has been in existence for centuries. Throughout the years, it has been modified many times. The current flag is the 27th design since the original flag by Francis Hopkinson. The flag is very significant of our nation and what we stand for. Recognizable by nearly anyone anywhere in the world, the United States flag is a symbol of freedom, liberties, democracy, and the pursuit of happiness. This flag is an important piece of our history, and with it comes history, respects, and knowledge that every American should be aware of.



Design of the Flag:

The flag we know today was created on August 21, 1959. There are three colors on the flag; red, white, and blue. Each color has a specific meaning. Red stands for valor and hardiness, white

stands for purity and innocence, and blue stands for justice and perseverance. There are 13 alternating red and white stripes on the U.S. flag. The stripes represent the original 13 colonies. They are positioned top to bottom, 7 red stripes alternating with 6 white stripes. There are also 50 white stars, positioned in 5 rows of 6 and 4 rows of 5 on a blue field. These stars represent the 50 states currently in the Union. The flag we use today is the longest used version of the United States Flag, being used for over 55 years.



*The flag
today
on*

1959.

*we use
was created
August 21,*

History of the Flag:

The United States flag has been in use since September 9th, 1737. It was designed by Francis Hopkinson and used until May 9th, 1791. On June 14, 1777, the Continental Congress demanded that an official flag be created. They drafted a

resolution which stated, "Resolved, that the flag of the United States be thirteen stripes, alternate red and white; that the union be thirteen stars, white in a blue field, representing a new constellation."

The term "Old Glory" comes from a nickname given to a 10 by 17 foot flag owned by a captain named William Driver. Driver's nickname became a common way to refer to the flag across the nation. Driver's flag survived the Civil War and defacement attempts, and was flown over the Tennessee statehouse once the war was over. Pieces of the flag were cut and given to family and loved ones of soldiers who died in the war. The flag is now on display in the Natural Museum of American History in the Smithsonian.



Old Glory.

The Star Spangled Banner and Pledge of Allegiance

The Star Spangled Banner was written by a poet named Francis Scott Key. Key was inspired to write the song after seeing the American flag flying over Fort McHenry after its bombardment. The version played today is the first draft that Key wrote. He later


added more verses to his song. Key had his song published and soon it was printed in papers throughout the nation. This song quickly became popular and continued to be played at ballgames, schools, government meetings and other large gatherings for centuries to come.

The pledge is a promise to our country that we will stand by it and the liberties it pertains. It was written by Francis Bellamy in 1892. It was implemented in schools on Columbus Day that same year. The pledge has been altered twice, most recently by President Eisenhower, who added the words “Under God,” in times of Communist uncertainties.



Francis Scott Key and Francis Bellamy.

Flag Etiquette **and Flag Code**



The American flag deserves respect from every citizen,

and has many honorable standards that must be upheld. The flag should never touch anything on the ground or any other object, and must be folded neatly for storage. If a flag has been used to its extent, it is to honorably destroyed by burning. The Flag Code has instructions on how one is to treat the flag. The Flag Code (4 U.S.C. § 1 et seq).is as follows:

- ★ The flag should never be dipped to any person or thing. It is flown upside down only as a distress signal.

- ★ The flag should not be used as a drapery, or for covering a speaker's desk, draping a platform, or for any decoration in general. Bunting of blue, white and red stripes is available for these purposes. The blue stripe of the bunting should be on the top.
- ★ The flag should never be used for any advertising purpose. It should not be embroidered, printed or otherwise impressed on such articles as cushions, handkerchiefs, napkins, boxes, or anything intended to be discarded after temporary use. Advertising signs should not be attached to the staff or halyard
- ★ The flag should not be used as part of a costume or athletic uniform, except that a flag patch may be used on the uniform of military personnel, fireman, policeman and members of patriotic organizations.
- ★ The flag should never have placed on it, or attached to it, any mark, insignia, letter, word, number, figure, or drawing of any kind.
- ★ The flag should never be used as a receptacle for receiving, holding, carrying, or delivering anything.

a.) Displaying the Flag Outdoors

- When placed among the flags of states, communities, organizations, and societies the U.S. Flag is to be in the honorable position, on its own to the right.
- None of the other flags are to be bigger or taller than the U.S. Flag. No other flag should be placed above it. It is to be raised before and lowered after any of the other flags.
- When displayed among other country's flags, it is to be on its own pole, of the same height and length as the others. Each nation's flag should be raised and lowered at the same time.
- The flag is traditionally only flown from dawn to dusk, but if well lit, the flag may be flown 24 hours a day.
- the flag should be raised briskly (quickly and with effort) each morning, and lowered more slowly and ceremoniously at the end of the day.

- The flag should be displayed DAILY on or near the main administration building of every public institution. The flag should be displayed in or near every polling place on election days.
- The flag should be displayed during school days in or near every schoolhouse.
- When flown across a street running east to west, the Union should face North. When flown across a street running north to south, the Union should face east.

b.) Displaying the Flag Indoors

- The flag is always to be positioned on its own right.
- When displaying the flag against a wall, vertically or horizontally, the flag's union (stars) should be at the top, to the flag's own right, and to the observer's left.
- The flag may be displayed flat against a wall at the head of a room. The flag should be positioned so that the Union is always to the flag's own right, or to the left of the viewer.
- When the flag is suspended vertically from a corridor, the field of blue should be to the LEFT of persons as they ENTER the corridor or hall.

c.) The Flag when in Mourning

- The flag is to be flown at half staff on Memorial Day, Peace Officers Memorial Day, at the direction of the President or a state's governor.
 - Memorial Day
 - On Memorial Day the flag is flown at half-staff only until noon, unless presidential proclamation says keep the flag at half staff all day. The proper sequence for displaying the flag on this holiday we have set aside to remember the more than one million men and women who have died in defense of our Nation is:
 - In the morning the flag should be attached to the halyard and raised briskly to the top of the flagpole, then slowly lowered to the midway point of the pole.
 - At noon the flag should be raised to the top of the flag pole.

- At the end of the day the flag should be slowly and ceremoniously lowered and removed.
- To place the flag at half staff, hoist it to the peak only for an instant before slowly lowering it to a position halfway between the top and bottom of the staff.
- The flag is to be raised again to the peak for a moment before it is slowly lowered to pay final respects.
- When used to cover a casket, the flag should be placed with the union at the head and over the left shoulder. It should not be lowered into the grave.
- For the death of the President or a former President, the flag is to be lowered for 30 days.
- For the death of the Vice President, a sitting or former Supreme Court Chief Justice, The Speaker of the House of Representatives the flag is to be lowered for 10 days.
- For an Associate Justice of the Supreme Court, The Secretary of an Executive or Military Department, a former Vice President, the Governor of a state, territory, or possession of the United States the flag is to be lowered from day of death until day of interment.



*The
U.S.*



Flag displayed with other nation's flags.



The Flag at half



staff.

The flag mounted on the side of a building.

Flag over a casket.



The Flag over a street.

A President's funeral.

Saluting **The Flag**



The military salute is rendered by those in uniform, including members of programs such as ROTC. Those not in uniform show respect saluting the flag by standing tall and straight with the left arm at the side and right arm over the heart. Men with hats should remove their hats and hold them over their shoulder with their right hand.

The salute should be held from the moment the process begins until the moment it has been completely raised or lowered. If the flag is passing by you in a parade, the salute should be promptly be given and held until the flag has completely passed you. You should remain silent when any flag ceremony is taking place.



While saluting the flag, one should remain silent and at the position of attention.

Flag Day

The United States Flag first flew in a Flag Day celebration during the first summer of the Civil war, when it was flown at Hartford, Connecticut on June 14, 1861. A few years later on June 14, 1877 the flag celebrated it's 100th birthday. At that time the U.S. Government requested that the flag be flown from all public buildings to celebrate its first century. From that point on, Flag Day celebrations became a popular but not yet official, celebrations. Most early Flag Day celebrations were independent activities, often as a part of school educational programs. By 1893 the children of Philadelphia were gathering at Independence Square to celebrate the birth of the flag.(To this day the

Commonwealth of Pennsylvania is the only state where Flag Day is a legal holiday, though it is observed in all 50 states as a day of honoring our Flag.) The following year 300,000 school children participated in Flag Day celebrations promoted by the Illinois American Flag Day Association. The popularity of the event, promoted by Veterans' and other patriotic organizations, quickly gained more support. Flag Day became a true "grassroots" movement, flourishing under the patriotic efforts of educators and school children. Finally, in 1916, President Woodrow Wilson issued a Presidential proclamation making June 14th a day of honoring our flag and celebrating its birth.

There was little consistency as there were no federal or state regulations to provide guidelines regarding display of the flag. Thus on Flag Day, 1923 the National Flag Code was adopted by the National Flag Conference. A similar conference the following year made some slight changes, and these guidelines became the basis for a joint resolution of Congress on June 22, 1942 (and amended December 22, 1942) to become Public Law 829;

Chapter 806, 77th Congress, 2nd session. This series of

activities
citizens
basic
follow in
the Flag.

provided all
with some
principles to
display of




Flag Day is celebrated on June 14.

Folding The Flag


Two people are required to properly fold the flag. The flag should be held waist-high and horizontally as shown at the right.

Remember that the flag should be aligned so that the UNION (field of blue with the stars) is away from the audience and to their left. The Flag is then carefully folded in half, lengthwise, with the folded edge towards the audience. **(1.)** The flag is then folded in half, lengthwise once again. This second fold results in a quarter fold the full length of the flag. Properly folded, both sides will look the same, the union covering the full left hand side (from the audience view) of the flag, with three full stripes and a small portion of a red stripe (at the top edge) showing. **(2.)** With the flag held, a series of triangular folds begin, moving from the side with the stripes and folding towards the Union (right to left folds from the audience view). **(3.)** When all the folds are completed, the flag should look like a triangle. **(4.)** It can then be safely stored for the evening, or in the case of a commemorative flag, ceremoniously presented to someone. The proper way to store a flag is folded in this manner, in the shape of a triangle with only the blue field and white stars showing. The process of removing the flag from its pole and folding it for safekeeping through the night is called "Retiring of the Colors." When the Flag is retired with the playing of "TAPS" the flag is folded only after "TAPS" has finished.


Flag Folding Diagram




1. To fold the flag correctly, bring the striped half up over the blue field.



2. Then fold it in half again.



3. Bring the lower striped corner to the upper edge, forming a triangle.



4. Then fold the upper point in to form another triangle. Continue until the entire length of the flag is folded.

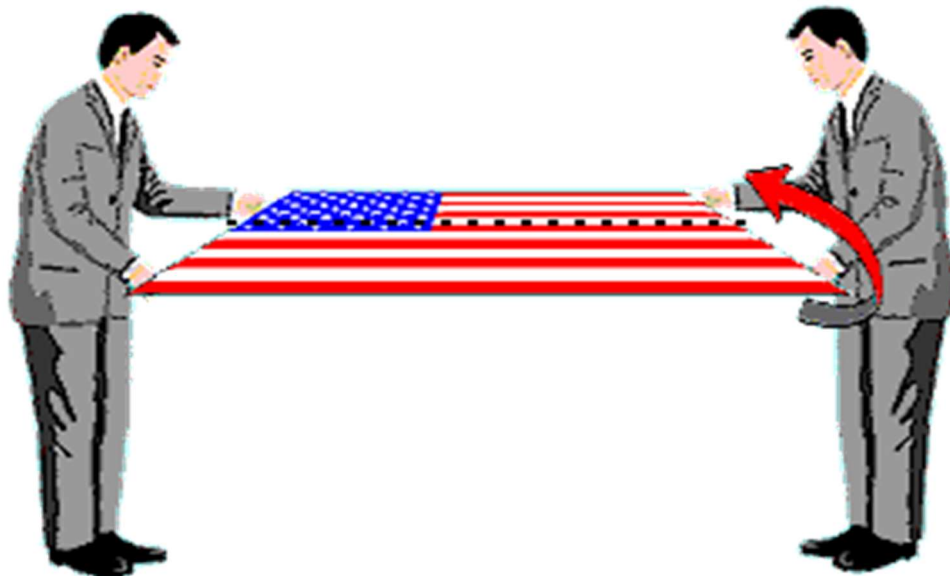


5. When you get near the end—nothing but the blue field showing—tuck the last bit into the other folds to secure it.



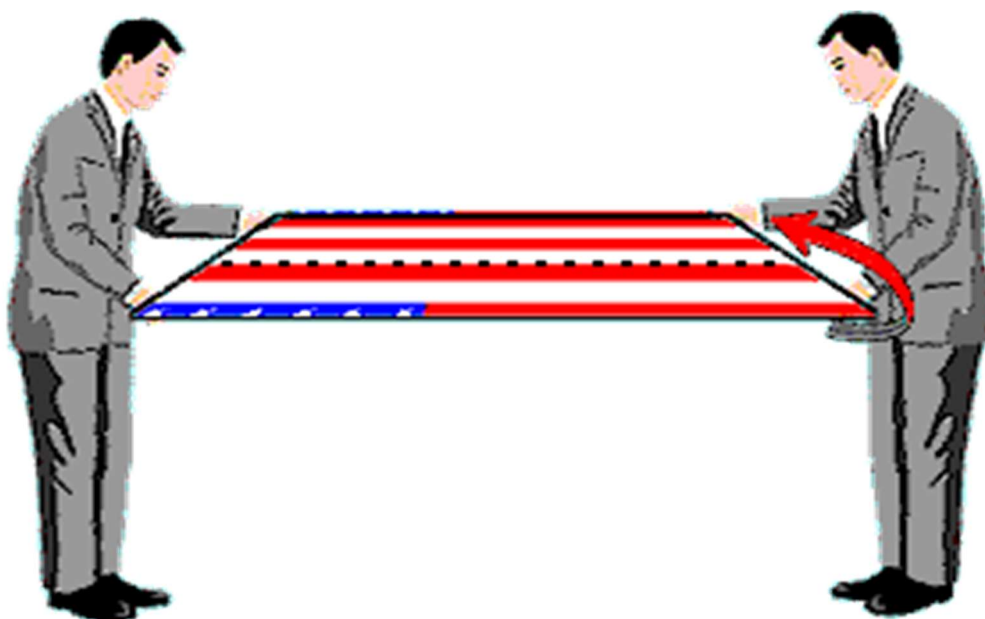
6. The final folded flag resembles a cocked hat with only the white stars on a blue field showing.

(1.)




(2.)

(3.)



(4.)



Flag Precedence

1. National Flags

Alphabetically after the U.S. Flag

2. State Flags

In order as they entered the Union

3. Service Flags

U.S. Army U.S. Marine Corps U.S. Navy U.S. Air Force U.S. Coast Guard Army National Guard Army Reserve Marine Corps Reserve Naval Reserve Air National Guard Air Force Reserve Coast Guard Reserve

4. Organizational Flags

Highest ranking to lowest ranking alphabetically or numerically within equal ranks host flag displayed at the center of the grouping

- 1 - American Ex-Prisoners of War
- 2 - American Legion
- 3 - AMVETS
- 4 - Blinded Veterans Association
- 5 - Catholic War Veterans
- 6 - Congressional Medal of Honor Society
- 7 - Disabled American Veterans
- 8 - Jewish War Veterans
- 9 - Legion of Valor
- 10 - Military Order of the Purple Heart
- 11 - Military Order of the World Wars
- 12 - National Association for Black Veterans
- 13 - Paralyzed Veterans of America
- 14 - The Retired Enlisted Association

15 - Veterans of Foreign Wars

16 - Veterans of the Vietnam War

17 - Vietnam Veterans of America

Flags representing all other organizations chartered by the U.S. Congress are positioned next, followed by civic groups and patriotic organizations in alphabetical order and then alphabetically or numerically within equal groups.

